



This document contains key information you should know about BMO Monthly Income Fund. You can find more details in the fund's simplified prospectus. Ask your representative for a copy, contact BMO Investments Inc. at 1-800-668-7327 or clientservices.mutualfunds@bmo.com or visit www.bmo.com/gam/ca/advisor/legal-and-regulatory.

Before you invest in any fund, you should consider how it would work with your other investments and your tolerance for risk.

Quick facts

Fund code(s):	BMO36148	Fund manager:	BMO Investments Inc.
Date series started:	October 19, 2016	Portfolio manager(s):	BMO Asset Management Inc.
Total value of fund on March 31, 2024:	\$5.5 Billion	Sub-advisor(s):	Columbia Threadneedle Management Limited
Management expense ratio (MER):	0.69%	Distributions:	Monthly (any net income and/or return of capital) and in December (any net capital gains)
		Minimum investment:	\$500 initial, \$50 additional

What does the fund invest in?

This fund's objectives are to provide a fixed monthly distribution and to preserve the value of your investment. The fund invests primarily in (i) Canadian fixed income securities with higher-than-average yields, issued by the federal government, provincial governments, government agencies and corporations, (ii) preferred and common shares, (iii) real estate investment trusts, and (iv) royalty trusts and other high-yielding investments. To enhance the yield, the fund may also invest in Canadian or foreign lower-rated or unrated securities and derivative instruments like options, futures and forward contracts. The fund may invest up to 30% of the fund's assets in foreign securities.

The charts below give you a snapshot of the fund's investments on March 31, 2024. The fund's investments will change.

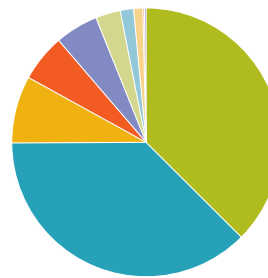
Top 10 investments (March 31, 2024)

1. BMO MSCI EAFE Index ETF	5.2%
2. BMO S&P 500 Index ETF	4.5%
3. Royal Bank of Canada	2.8%
4. Government of Canada, Unsecured, 3.250% Dec 1, 2033	2.4%
5. Toronto-Dominion Bank, The,	2.1%
6. Canadian Natural Resources Limited	1.7%
7. BMO Global Infrastructure Index ETF	1.6%
8. Enbridge Inc.	1.4%
9. Constellation Software Inc.	1.2%
10. Government of Canada, Unsecured, 2.000% Jun 1, 2032	1.2%

Total percentage of top 10 investments 24.1%

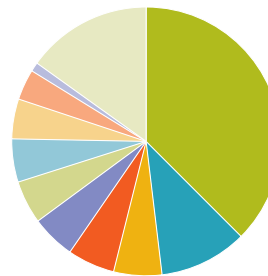
Total number of investments: 587

Investment mix (March 31, 2024)



Portfolio Allocation

37.5%	Bonds & Debentures
37.5%	Canadian Equities
8.1%	U.S. Equities
5.7%	U.S. Equity Funds
5.2%	International Equity Fund
3.0%	Money Market Investments
1.6%	Global Equity Fund
1.1%	Cash/Receivables /Payables
0.2%	International Equities
0.2%	Government Bond Fund
-0.1%	Other



Sector Allocation

37.5%	Bonds & Debentures
10.6%	Financials
5.8%	Industrials
5.7%	U.S. Equity Funds
5.3%	Consumer Staples
5.2%	International Equity Fund
5.2%	Information Technology
4.8%	Energy
3.7%	Real Estate
1.1%	Cash/Receivables /Payables
15.1%	Other

How risky is it?

The value of the fund can go down as well as up. You could lose money.

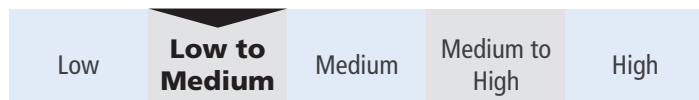
One way to gauge risk is to look at how much a fund's returns change over time. This is called "volatility".

In general, funds with higher volatility will have returns that change more over time. They typically have a greater chance of losing money and may have a greater chance of higher returns. Funds with lower volatility tend to have returns that change less over time. They typically have lower returns and may have a lower chance of losing money.

### Risk rating

BMO Investments Inc. has rated the volatility of this fund as **low to medium**.

This rating is based on how much the fund's returns have changed from year to year. It doesn't tell you how volatile the fund will be in the future. The rating can change over time. A fund with a low risk rating can still lose money.



For more information about the risk rating and specific risks that can affect the fund's returns, see the "What are the risks of investing in a mutual fund?" section of the fund's simplified prospectus.

### No guarantees

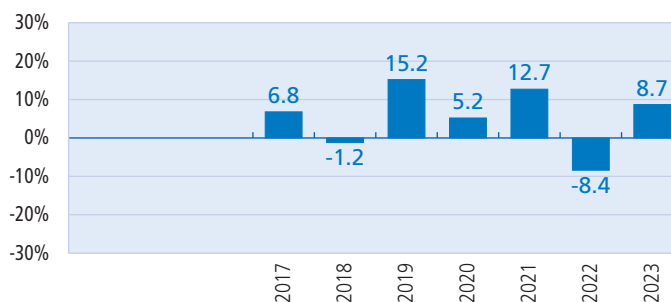
Like most mutual funds, this fund doesn't have any guarantees. You may not get back the amount of money you invest.

### How has the fund performed?

This section tells you how Series F6 units of the fund have performed over the past 7 calendar years. Returns are after expenses have been deducted. These expenses reduce the series' returns.

#### Year-by-year returns

This chart shows how Series F6 of the fund has performed in each of the past 7 years. The series dropped in value in 2 of the 7 years. The range of returns and change from year to year can help you assess how risky the fund has been in the past. It does not tell you how the fund will perform in the future.



#### Best and worst 3-month returns

This table shows the best and worst returns for Series F6 units of the fund in a 3-month period over the past 7 calendar years. The best and worst 3-month returns could be higher or lower in the future. Consider how much of a loss you could afford to take in a short period of time.

	Return	3 months ending	If you invested \$1,000 at the beginning of the period
<b>Best return</b>	8.9%	June 30, 2020	Your investment would rise to \$1,089
<b>Worst return</b>	-9.6%	March 31, 2020	Your investment would drop to \$904

#### Average return

The annual compound return of Series F6 of the fund since inception was 5.1% as of April 30, 2024. If you had invested \$1,000 in this series since inception, your investment would now be worth \$1,455.

### Who is this fund for?

#### Consider this fund if:

- you want regular monthly cash flow with the potential for capital gains
- you are comfortable with low to medium investment risk (i.e., you are willing to accept some fluctuations in the market value of your investment).

Series F6 units are suitable for investors holding securities outside of a BMO registered plan and wishing to receive monthly distributions.

### A word about tax

In general, you'll have to pay income tax on any money you make on a fund. How much you pay depends on the tax laws where you live and whether or not you hold the fund in a registered plan such as a Registered Retirement Savings Plan or a Tax-Free Savings Account.

Keep in mind that if you hold your fund in a non-registered account, fund distributions are included in your taxable income, whether you get them in cash or have them reinvested.

### How much does it cost?

The following tables show the fees and expenses you could pay to buy, own and sell Series F6 units of the fund. The fees and expenses, including any commissions, can vary among series of a fund and among funds. Higher commissions can influence representatives to recommend one investment over another. Ask about other funds and investments that may be suitable for you at a lower cost.

#### 1. Sales charges

Instead of paying a sales charge on each transaction, you pay an annual fee to your representative's firm based on the value of your assets. You pay no sales charges when you buy Series F6 units of the fund.

## 2. Fund expenses

You don't pay these expenses directly. They affect you because they reduce the returns of this series of the fund.

As of September 30, 2023, the Series F6 expenses of the fund were 0.71% of its value. This equals \$7 for every \$1,000 invested.

	Annual rate (as a % of the series' value)
<b>Management expense ratio (MER)</b> This is the total of the management fee, a fixed administration fee and operating expenses for Series F6 units of the fund.	0.69%
<b>Trading expense ratio (TER)</b> These are the fund's trading costs.	0.02%
<b>Fund expenses</b>	<b>0.71%</b>

### More about the trailing commission

No trailing commission is paid to your representative's firm in respect of this series of the fund.

## 3. Other fees

You may have to pay other fees when you buy, hold, sell or switch units of the fund.

Fee	What you pay
<b>Short-term trading fee</b>	0% to 2% of the amount that you redeem or switch if you buy or switch and then redeem or switch units of the fund within 30 days of purchasing or switching them. This penalty will be paid directly to the fund.
<b>Switch fee</b>	You and your representative can negotiate this fee. Currently the fee is up to 2% of the amount you switch.
<b>Series F6 fees</b>	Series F6 units are for investors who are enrolled in a flat fee account or their representative's firm sponsored wrap program. You can only buy Series F6 units through your representative if their firm has entered into an F Series Agreement with BMO Investments Inc. and only with the prior approval of BMO Investments Inc.

## What if I change my mind?

Under securities law in some provinces and territories, you have the right to:

- withdraw from an agreement to buy mutual funds within two business days after you receive a simplified prospectus or Fund Facts document, or
- cancel your purchase within 48 hours after you receive confirmation of the purchase.

In some provinces and territories, you also have the right to cancel a purchase, or in some jurisdictions, claim damages, if the simplified prospectus, Fund Facts document or financial statements contain a misrepresentation. You must act within the time limit set by the securities law in your province or territory.

For more information, see the securities law of your province or territory or ask a lawyer.

## For more information

Contact BMO Investments Inc. or your representative for a copy of the fund's simplified prospectus and other disclosure documents. These documents and the Fund Facts make up the fund's legal documents.

BMO Investments Inc.  
First Canadian Place  
100 King Street West, 43rd Floor  
Toronto, Ontario  
M5X 1A1

Toll Free 1-800-668-7327  
[www.bmo.com/gam/ca](http://www.bmo.com/gam/ca)  
Email: [clientservices.mutualfunds@bmo.com](mailto:clientservices.mutualfunds@bmo.com)

To learn more about investing in mutual funds, see the brochure **Understanding mutual funds**, which is available on the website of the Canadian Securities Administrators at [www.securities-administrators.ca](http://www.securities-administrators.ca).