



# BMO Global High Dividend Covered Call ETF - Target Cash Flow Units ZWG.T

Manager: BMO Asset Management Inc.

This document contains key information you should know about BMO Global High Dividend Covered Call ETF - Target Cash Flow Units. You can find more details about this exchange traded fund (ETF) in its prospectus. Ask your representative for a copy, contact BMO Asset Management Inc. at [bmo.etfs@bmo.com](mailto:bmo.etfs@bmo.com), or 1-800-361-1392, or visit [www.bmo.com/etflegal](http://www.bmo.com/etflegal).

Before you invest, consider how the ETF would work with your other investments and your tolerance for risk.

## Quick facts

<b>Date ETF started:</b>	January 23, 2026	<b>Fund manager:</b>	BMO Asset Management Inc.
<b>Total value on November 30, 2025:</b>	\$282.5 Million	<b>Portfolio manager:</b>	BMO Asset Management Inc.
<b>Management expense ratio (MER):</b>	This information is not available because it is a new series	<b>Distributions:</b>	Monthly (any net income and/or return of capital and any net realized capital gains)

## Trading information (12 months ending December 31, 2025)

<b>Ticker symbol:</b>	ZWG.T	<b>Average daily volume:</b>	This information is not available because it is a new series
<b>Exchange:</b>	Toronto Stock Exchange	<b>Number of days traded:</b>	This information is not available because it is a new series
<b>Currency:</b>	Canadian dollars		

## Pricing information (12 months ending December 31, 2025)

<b>Market price:</b>	This information is not available because it is a new series	<b>Average bid-ask spread:</b>	This information is not available because it is a new series
<b>Net asset value (NAV):</b>	This information is not available because it is a new series		

## What does the ETF invest in?

The ETF seeks to provide exposure to the performance of a portfolio of dividend paying global companies to generate income and to provide long-term capital appreciation while mitigating downside risk through the use of covered call options.

The charts below give you a snapshot of the ETF's investments on November 30, 2025. The ETF's investments will change.

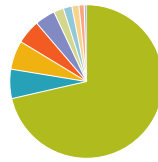
**Top 10 investments (November 30, 2025)**

1. Merck & Co., Inc.	4.3%
2. Apple Inc.	4.2%
3. AbbVie Inc.	3.9%
4. Pfizer Inc.	3.8%
5. JPMorgan Chase & Co.	3.6%
6. Coca-Cola Company, The	3.6%
7. Bank of America Corporation	3.4%
8. Microsoft Corporation	3.4%
9. International Business Machines Corporation	3.1%
10. Home Depot, Inc., The	3.1%

**Total percentage of top 10 investments 36.4%**

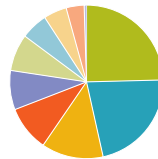
**Total number of investments: 83**

**Investment mix (November 30, 2025)**



**Portfolio Allocation**

- 71.7% United States
- 6.2% United Kingdom
- 6.1% France
- 5.1% Germany
- 4.3% Canada
- 2.1% Japan
- 1.8% Taiwan
- 1.5% Australia
- 1.1% Denmark
- 0.5% Cash/Receivables/Payables
- 0.4% Written Covered Call Option Contracts



**Sector Allocation**

- 24.7% Information Technology
- 22.0% Financials
- 13.1% Health Care
- 9.6% Consumer Discretionary
- 8.3% Consumer Staples
- 7.8% Energy
- 5.7% Communication Services
- 4.9% Industrials
- 3.8% Materials
- 0.5% Cash/Receivables/Payables
- 0.4% Written Covered Call Option Contracts

**How risky is it?**

The value of the ETF can go down as well as up. You could lose money.

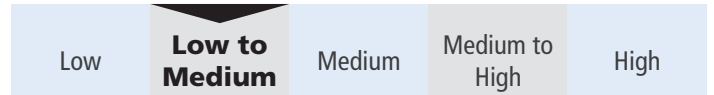
One way to gauge risk is to look at how much an ETF's returns change over time. This is called "volatility".

In general, ETFs with higher volatility will have returns that change more over time. They typically have a greater chance of losing money and may have a greater chance of higher returns. ETFs with lower volatility tend to have returns that change less over time. They typically have lower returns and may have a lower chance of losing money.

**Risk rating**

BMO Asset Management Inc. has rated the volatility of this ETF as **low to medium**.

Generally, the rating is based on how much the ETF's returns have changed from year to year. It doesn't tell you how volatile the ETF will be in the future. The rating can change over time. An ETF with a low risk rating can still lose money.



For more information about the risk rating and specific risks that can affect the ETF's returns, see the "Risk Factors" section of the ETF's prospectus.

**No guarantees**

ETFs do not have any guarantees. You may not get back the amount of money you invest.

**How has the ETF performed?**

This section tells you how Target Cash Flow Units of the ETF have performed, with returns calculated using the ETF's net asset value (NAV). However, this information is not available because it is a new series

**Year-by-year returns**

This section tells you how Target Cash Flow Units of the ETF have performed in past calendar years. However, this information is not available because it is a new series.

**Best and worst 3-month returns**

This section shows the best and worst returns for Target Cash Flow Units of the ETF in a 3-month period. However, this information is not available because it is a new series.

**Average return**

This section shows the value and the annual compounded rate of return of a hypothetical \$1,000 investment in Target Cash Flow Units of the ETF. However, this information is not available because it is a new series.

## Trading ETFs

ETFs hold a basket of investments, like mutual funds, but trade on exchanges like stocks. Here are a few things to keep in mind when trading ETFs:

### Pricing

ETFs have two sets of prices: market price and net asset value (NAV).

#### Market price

- ETFs are bought and sold on exchanges at the market price. The market price can change throughout the trading day. Factors like supply, demand, and changes in the value of an ETF's investments can effect the market price.
- You can get price quotes any time during the trading day. Quotes have two parts: **bid** and **ask**.
- The bid is the highest price a buyer is willing to pay if you want to sell your ETF units. The ask is the lowest price a seller is willing to accept if you want to buy ETF units. The difference between the two is called the "**bid-ask spread**".
- In general, a smaller bid-ask spread means the ETF is more liquid. That means you are more likely to get the price you expect.

#### Net asset value (NAV)

- Like mutual funds, ETFs have a NAV. It is calculated after the close of each trading day and reflects the value of an ETF's investments at that point in time.
- NAV is used to calculate financial information for reporting purposes – like the returns shown in this document.

### Orders

There are two main options for placing trades: market orders and limit orders. A market order lets you buy or sell units at the current market price. A limit order lets you set the price at which you are willing to buy or sell units.

### Timing

In general, market prices of ETFs can be more volatile around the start and end of the trading day. Consider using a limit order or placing a trade at another time during the trading day.

## Who is this ETF for?

### Investors who:

- are looking for yield and equity growth
- want exposure to a diversified portfolio of Global equities with a yield enhancement
- are comfortable with low to medium investment risk (i.e., you are willing to accept some fluctuations in the market value of your investment).

**!** Fixed Percentage Distribution Units intend to make monthly distributions based on 10% of the NAV per security of the series as determined on December 31 of the prior year or the initial NAV per security for new series.

## A word about tax

In general, you'll have to pay income tax on any money you make on an ETF. How much you pay depends on the tax laws where you live and whether or not you hold the ETF in a registered plan, such as a Registered Retirement Savings Plan or a Tax-Free Savings Account.

Keep in mind that if you hold your ETF in a non-registered account, distributions from the ETF are included in your taxable income, whether you get them in cash or have them reinvested.

## How much does it cost?

This section shows the fees and expenses you could pay to buy, own and sell units of the ETF. Fees and expenses, including any trailing commissions, can vary among ETFs.

Higher commissions can influence representatives to recommend one investment over another. Ask about other ETFs and investments that may be suitable for you at a lower cost.

### 1. Brokerage commissions

### 2. ETF expenses

You don't pay these expenses directly. They affect you because they reduce the ETF's returns.

The ETF's expenses are made up of the management fee, operating expenses and trading costs. The series annual management fee is 0.65% of the series value. Because this series is new, its operating expenses and trading costs are not yet available.

### What if I change my mind?

Under securities law in some provinces and territories, you have the right to cancel your purchase within 48 hours after you receive confirmation of the purchase.

In some provinces and territories, you also have the right to cancel a purchase, or in some jurisdictions, claim damages, if the prospectus, ETF Facts or financial statements contain a misrepresentation. You must act within the time limit set by the securities law in your province or territory.

For more information, see the securities law of your province or territory or ask a lawyer.

### For more information

Contact BMO Asset Management Inc. or your representative for a copy of the ETF's prospectus and other disclosure documents. These documents and the ETF Facts make up the ETF's legal documents.

BMO Asset Management Inc.  
First Canadian Place  
100 King Street West, 43rd Floor  
Toronto, Ontario  
M5X 1A1

Toll Free 1-800-361-1392  
[www.bmo.com/etflegal](http://www.bmo.com/etflegal)  
Email: [bmo.etfs@bmo.com](mailto:bmo.etfs@bmo.com)

BMO Exchange Traded Funds are managed and administered by BMO Asset Management Inc., an investment fund manager and portfolio manager and separate legal entity from Bank of Montreal.

"BMO (M-bar roundel symbol)" is a registered trademark of Bank of Montreal, used under licence.