



This document contains key information you should know about BMO Covered Call Energy ETF Fund. You can find more details in the fund's simplified prospectus. Ask your representative for a copy, contact BMO Investments Inc. at 1-800-668-7327 or clientservices.mutualfunds@bmo.com or visit www.bmo.com/gam/ca/advisor/legal-and-regulatory.

Before you invest in any fund, you should consider how it would work with your other investments and your tolerance for risk.

Quick facts

Table with 2 columns: Key Fact and Value. Rows include Date series started, Total value of fund on March 31, 2024, Management expense ratio (MER), Fund manager, Portfolio manager(s), Distributions, and Minimum investment.

What does the fund invest in?

This fund's objective is to provide a return that is similar to the return of one or more exchange traded funds that invest primarily in energy and energy related companies, which may include clean energy (i.e., renewable energy) companies, while mitigating downside risk.

The charts below give you a snapshot of the fund's investments on March 31, 2024. The fund's investments will change.

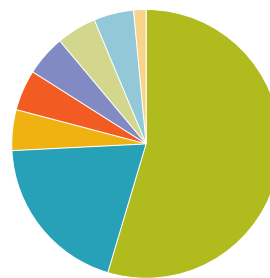
Top 10 investments (March 31, 2024)

Table listing top 10 investments with their respective percentages: Marathon Petroleum Corporation (5.2%), Phillips 66 (5.1%), Williams Companies, Inc., The (5.1%), Valero Energy Corporation (5.1%), ConocoPhillips (5.1%), Canadian Natural Resources Limited (5.0%), Exxon Mobil Corporation (5.0%), EOG Resources, Inc. (5.0%), Suncor Energy Inc. (5.0%), Shell PLC, ADR (4.9%).

Total percentage of top 10 investments 50.5%

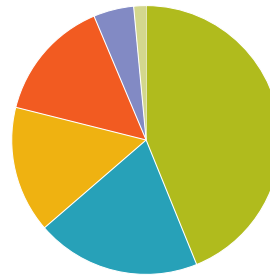
Total number of investments: 37

Investment mix (March 31, 2024)



Portfolio Allocation

Table showing Portfolio Allocation: United States (54.6%), Canada (19.6%), Netherlands (4.9%), France (4.9%), United Kingdom (4.9%), Norway (4.8%), Italy (4.8%), Cash/Receivables /Payables (1.5%).



Sector Allocation

Table showing Sector Allocation: Integrated Oil & Gas (44.3%), Oil & Gas Exploration & Production (20.0%), Oil & Gas Refining & Marketing (15.4%), Oil & Gas Storage & Transportation (14.9%), Oil & Gas Equipment & Services (4.9%), Cash/Receivables /Payables (1.5%), Call Options (-0.9%).

How risky is it?

The value of the fund can go down as well as up. You could lose money.

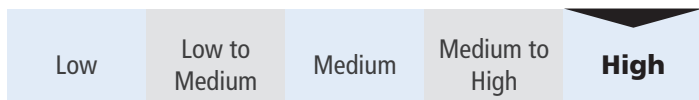
One way to gauge risk is to look at how much a fund's returns change over time. This is called "volatility".

In general, funds with higher volatility will have returns that change more over time. They typically have a greater chance of losing money and may have a greater chance of higher returns. Funds with lower volatility tend to have returns that change less over time. They typically have lower returns and may have a lower chance of losing money.

**Risk rating**

BMO Investments Inc. has rated the volatility of this fund as **high**.

This rating is based on how much the fund's returns have changed from year to year. It doesn't tell you how volatile the fund will be in the future. The rating can change over time. A fund with a low risk rating can still lose money.



For more information about the risk rating and specific risks that can affect the fund's returns, see the "What are the risks of investing in a mutual fund?" section of the fund's simplified prospectus.

**No guarantees**

Like most mutual funds, this fund doesn't have any guarantees. You may not get back the amount of money you invest.

**How has the fund performed?**

This section tells you how Series I units of the fund have performed since inception. Returns are after expenses have been deducted. These expenses reduce the series' returns.

**Year-by-year returns**

The year-by-year returns are not available for Series I as it has not been distributed to the public under a simplified prospectus for a full calendar year.

**Best and worst 3-month returns**

The best and worst 3-month returns are not available for Series I as it has not been distributed to the public under a simplified prospectus for a full calendar year.

**Average return**

The average return is not available for Series I as it has not been distributed to the public under a simplified prospectus for 12 consecutive months.

**Who is this fund for?**

**Consider this fund if:**

- you want to diversify your portfolio with a fund that invests in Energy stocks with an emphasis on a monthly cash flow with the potential for capital gains
- you are comfortable with high investment risk (i.e., you are willing to accept significant fluctuations in the market value of your investment).

**A word about tax**

In general, you'll have to pay income tax on any money you make on a fund. How much you pay depends on the tax laws where you live and whether or not you hold the fund in a registered plan such as a Registered Retirement Savings Plan or a Tax-Free Savings Account.

Keep in mind that if you hold your fund in a non-registered account, fund distributions are included in your taxable income, whether you get them in cash or have them reinvested.

**How much does it cost?**

The following tables show the fees and expenses you could pay to buy, own and sell Series I units of the fund. The fees and expenses, including any commissions, can vary among series of a fund and among funds. Higher commissions can influence representatives to recommend one investment over another. Ask about other funds and investments that may be suitable for you at a lower cost.

**1. Sales charges**

You pay no sales or redemption charges to BMO Investments Inc. if you buy, redeem or switch Series I units of the fund.

**2. Fund expenses**

You don't pay these expenses directly. They affect you because they reduce the returns of this series of the fund.

As of September 30, 2023, the Series I expenses of the fund were 0.28% of its value. This equals \$3 for every \$1,000 invested.

	<b>Annual rate (as a % of the series' value)</b>
<b>Management expense ratio (MER)</b> Certain operating expenses were charged for this series of the fund but were absorbed by BMO Investments Inc. because this series of the fund does not pay management fees or operating expenses. These fees and expenses are negotiated and paid directly by each Series I investor.	0.00%
<b>Trading expense ratio (TER)</b> These are the fund's trading costs.	0.28%
<b>Fund expenses</b>	<b>0.28%</b>

**More about the trailing commission**

No trailing commission is paid to your representative's firm in respect of this series of the fund.

### 3. Other fees

You may have to pay other fees when you buy, hold, sell or switch units of the fund.

Fee	What you pay
Short-term trading fee	0% to 2% of the amount that you redeem or switch if you buy or switch and then redeem or switch units of the fund within 30 days of purchasing or switching them. This penalty will be paid directly to the fund.
Series I fees	Series I units are for institutional investors, for use within managed asset programs or structured products, who negotiate and pay separate fees to BMO Investments Inc. The maximum annual management fee and expenses payable by a Series I investor will not be greater than 1.65%, the management fee payable in respect of Advisor Series units of the fund.

### What if I change my mind?

Under securities law in some provinces and territories, you have the right to:

- withdraw from an agreement to buy mutual funds within two business days after you receive a simplified prospectus or Fund Facts document, or
- cancel your purchase within 48 hours after you receive confirmation of the purchase.

In some provinces and territories, you also have the right to cancel a purchase, or in some jurisdictions, claim damages, if the simplified prospectus, Fund Facts document or financial statements contain a misrepresentation. You must act within the time limit set by the securities law in your province or territory.

For more information, see the securities law of your province or territory or ask a lawyer.

### For more information

Contact BMO Investments Inc. or your representative for a copy of the fund's simplified prospectus and other disclosure documents. These documents and the Fund Facts make up the fund's legal documents.

BMO Investments Inc.  
 First Canadian Place  
 100 King Street West, 43rd Floor  
 Toronto, Ontario  
 M5X 1A1

Toll Free 1-800-668-7327  
[www.bmo.com/gam/ca](http://www.bmo.com/gam/ca)  
 Email: [clientservices.mutualfunds@bmo.com](mailto:clientservices.mutualfunds@bmo.com)

To learn more about investing in mutual funds, see the brochure **Understanding mutual funds**, which is available on the website of the Canadian Securities Administrators at [www.securities-administrators.ca](http://www.securities-administrators.ca).