



# BMO MSCI EAFE Hedged to CAD Index ETF

## ZDM

Manager: BMO Asset Management Inc.

This document contains key information you should know about BMO MSCI EAFE Hedged to CAD Index ETF. You can find more details about this exchange traded fund (ETF) in its prospectus. Ask your representative for a copy, contact BMO Asset Management Inc. at [bmo.ets@bmo.com](mailto:bmo.ets@bmo.com), or 1-800-361-1392, or visit [www.bmo.com/etflegal](http://www.bmo.com/etflegal).

**Before you invest, consider how the ETF would work with your other investments and your tolerance for risk.**

### Quick facts

<b>Date ETF started:</b>	October 20, 2009	<b>Fund manager:</b>	BMO Asset Management Inc.
<b>Total value on January 5, 2018:</b>	\$648.4 Million	<b>Portfolio manager:</b>	BMO Asset Management Inc.
<b>Management expense ratio (MER):</b>	0.23%	<b>Distributions:</b>	Quarterly in March, June, September and December (any net income and/or return of capital) and in December (any net realized capital gains)

### Trading information (12 months ending December 31, 2017)

<b>Ticker symbol:</b>	ZDM	<b>Average daily volume:</b>	175,586 units
<b>Exchange:</b>	Toronto Stock Exchange	<b>Number of days traded:</b>	250 out of 250 trading days

**Currency:** Canadian dollars

### Pricing information (12 months ending December 31, 2017)

<b>Market price:</b>	\$19.28 - \$22.11	<b>Average bid-ask spread*:</b>	0.16%
<b>Net asset value (NAV):</b>	\$19.30 - \$22.06	* Calculation is based upon trading from January 3, 2017 to December 31, 2017.	

### What does the ETF invest in?

The ETF seeks to replicate, to the extent possible, the performance of the MSCI EAFE 100% Hedged to CAD Index (the "Index"), net of expenses. The investment strategy of the ETF is to invest in and hold ETFs or the constituent securities of the Index in the same proportion as they are reflected in the Index, or a sampling methodology may be used in selecting investments for the ETF. The Index is an equity index that captures large and mid capitalization representation across developed market countries around the world, excluding the U.S. and Canada. The Index covers approximately 85% of the free float-adjusted market capitalization in each country. Foreign currency exposure is hedged to the Canadian dollar.

The charts below give you a snapshot of the ETF's investments on January 5, 2018. The ETF's investments will change to reflect changes in the Index.

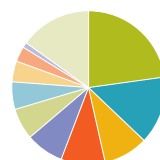
#### Top 10 investments (January 5, 2018)

1. iShares MSCI EAFE ETF	5.6%
2. Nestle S.A.	1.7%
3. HSBC Holdings PLC	1.3%
4. Novartis AG	1.3%
5. Toyota Motor Corporation	1.2%
6. Roche Holding AG	1.2%
7. Cash/Receivables/Payables	1.1%
8. British American Tobacco p.l.c.	1.0%
9. Royal Dutch Shell plc, A Shares	1.0%
10. BP p.l.c.	0.9%

**Total percentage of top 10 investments 16.3%**

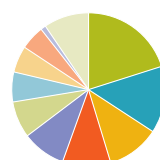
**Total number of investments: 765**

#### Investment mix (January 5, 2018)



##### Portfolio Allocation

22.8%	Japan
14.3%	United Kingdom
9.4%	France
9.3%	Germany
8.0%	Switzerland
6.6%	Australia
5.8%	United States
4.4%	Netherlands
3.2%	Hong Kong
1.1%	Cash/Receivables/Payables
15.1%	Other



##### Sector Allocation

20.1%	Financials
14.1%	Industrials
11.1%	Consumer Discretionary
10.2%	Consumer Staples
9.2%	Health Care
7.7%	Materials
6.3%	Information Technology
5.6%	International Equity Funds
5.1%	Energy
1.1%	Cash/Receivables/Payables
9.5%	Other

### How risky is it?

The value of the ETF can go down as well as up. You could lose money. One way to gauge risk is to look at how much an ETF's returns change over time. This is called "volatility".

In general, ETF's with higher volatility will have returns that change more over time. They typically have a greater chance of losing money and may have a greater chance of higher returns. ETFs with lower volatility tend to have returns that change less over time. They typically have lower returns and may have a lower chance of losing money.

### Risk rating

BMO Asset Management Inc. has rated the volatility of this ETF as **medium**.

Generally, the rating is based on how much the ETF's returns have changed from year to year. It doesn't tell you how volatile the ETF will be in the future. The rating can change over time. An ETF with a low risk rating can still lose money.



For more information about the risk rating and specific risks that can affect the ETF's returns, see the "Risk Factors" section of the ETF's prospectus.

### No guarantees

ETF's do not have any guarantees. You may not get back the amount of money you invest.

### How has the ETF performed?

This section tells you how units of the ETF have performed over the past 8 years.

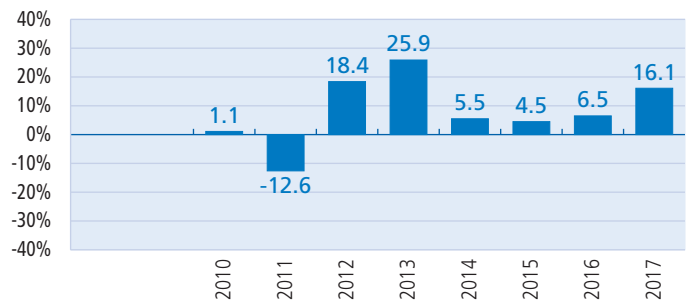
Returns<sup>1</sup> after expenses have been deducted. These expenses reduce the ETF's returns. This means that the ETF's returns may not match the returns of the MSCI EAFE 100% Hedged to CAD Index.

<sup>1</sup> Returns are calculated using the ETF's net asset value (NAV).

#### Year-by-year returns

This chart shows how units of the ETF performed in each of the past 8 completed calendar years. The ETF dropped in value in 1 of the 8 years.

The range of returns and change from year to year can help you assess how risky the ETF has been in the past. It does not tell you how the ETF will perform in the future.



#### Best and worst 3-month returns

This table shows the best and worst returns for units of the ETF in a 3-month period over the past 8 calendar years. The best and worst 3-month returns could be higher or lower in the future. Consider how much of a loss you could afford to take in a short period of time.

	Return	3 months ending	If you invested \$1,000 at the beginning of the period
<b>Best return</b>	12.7%	January 31, 2013	Your investment would rise to \$1,127
<b>Worst return</b>	-17.7%	September 30, 2011	Your investment would drop to \$823

#### Average return

The annual compound return of the ETF since inception was 7.5% as of December 31, 2017. If you had invested \$1,000 in the units of this ETF since inception, your investment would now be worth \$1,810.

### Trading ETFs

ETFs hold a basket of investments, like mutual funds, but trade on exchanges like stocks. Here are a few things to keep in mind when trading ETFs:

#### Pricing

ETFs have two sets of prices: market price and net asset value (NAV).

#### Market price

- ETFs are bought and sold on exchanges at the market price. The market price can change throughout the trading day. Factors like supply, demand, and changes in the value of an ETF's investments can effect the market price.
- You can get price quotes any time during the trading day. Quotes have two parts: **bid** and **ask**.
- The bid is the highest price a buyer is willing to pay if you want to sell your ETF units. The ask is the lowest price a seller is willing to accept if you want to buy ETF units. The difference between the two is called the "**bid-ask spread**".
- In general, a smaller bid-ask spread means the ETF is more liquid. That means you are more likely to get the price you expect.

**Net asset value (NAV)**

- Like mutual funds, ETFs have a NAV. It is calculated after the close of each trading day and reflects the value of an ETF's investments at that point in time.
- NAV is used to calculate financial information for reporting purposes – like the returns shown in this document.

**Orders**

There are two main options for placing trades: market orders and limit orders. A market order lets you buy or sell units at the current market price. A limit order lets you set the price at which you are willing to buy or sell units.

**Timing**

In general, market prices of ETFs can be more volatile around the start and end of the trading day. Consider using a limit order or placing a trade at another time during the trading day.

**Who is this ETF for?**

**Investors who:**

- are looking for equity growth
- want exposure to a diversified portfolio of international equities
- are comfortable with medium investment risk (i.e., you are willing to accept fluctuations in the market value of your investment).

**A word about tax**

In general, you'll have to pay income tax on any money you make on an ETF. How much you pay depends on the tax laws where you live and whether or not you hold the ETF in a registered plan, such as a Registered Retirement Savings Plan or a Tax-Free Savings Account.

Keep in mind that if you hold your ETF in a non-registered account, distributions from the ETF are included in your taxable income, whether you get them in cash or have them reinvested.

**How much does it cost?**

This section shows the fees and expenses you could pay to buy, own and sell units of the ETF. Fees and expenses, including any trailing commissions, can vary among ETFs. Higher commissions can influence representatives to recommend one investment over another. Ask about other ETFs and investments that may be suitable for you at a lower cost.

**1. Brokerage commissions**

You may have to pay a commission every time you buy and sell units of the ETF. Commissions may vary by brokerage firm. Some brokerage firms may offer commission-free ETFs or require a minimum purchase amount.

**2. ETF expenses**

You don't pay these expenses directly. They affect you because they reduce the ETF's returns.

As of June 30, 2017, the ETF's expenses were 0.37% of its value. This equals \$3.70 for every \$1,000 invested.

	Annual rate (as a % of the ETF's value)
<b>Management expense ratio (MER)</b> This is the total of the ETF's management fee and operating expenses.	0.23%
<b>Trading expense ratio (TER)</b> These are the ETF's trading costs.	0.14%
<b>ETF expenses</b> The amount included for ETF expenses is the amount arrived at by adding the MER and the TER.	<b>0.37%</b>

**Trailing commission**

The trailing commission is an ongoing commission. It is paid for as long as you own the ETF. It is for the services and advice that your representative and their firm provide to you.

This ETF doesn't have a trailing commission.



### What if I change my mind?

Under securities law in some provinces and territories, you have the right to cancel your purchase within 48 hours after you receive confirmation of the purchase.

In some provinces and territories, you also have the right to cancel a purchase, or in some jurisdictions, claim damages, if the prospectus, ETF Facts or financial statements contain a misrepresentation. You must act within the time limit set by the securities law in your province or territory.

For more information, see the securities law of your province or territory or ask a lawyer.

### For more information

Contact BMO Asset Management Inc. or your representative for a copy of the ETF's prospectus and other disclosure documents. These documents and the ETF Facts make up the ETF's legal documents.

BMO Asset Management Inc.  
First Canadian Place  
100 King Street West, 43rd Floor  
Toronto, Ontario  
M5X 1A1

Toll Free 1-800-361-1392  
[www.bmo.com/etflegal](http://www.bmo.com/etflegal)  
Email: [bmo.etfs@bmo.com](mailto:bmo.etfs@bmo.com)

BMO Exchange Traded Funds are managed and administered by BMO Asset Management Inc., an investment fund manager and portfolio manager and separate legal entity from Bank of Montreal.

® "BMO (M-bar roundel symbol)" is a registered trade-mark of Bank of Montreal.

The ETF or securities referred to herein are not sponsored, endorsed, sold or promoted by MSCI Inc. or any of its affiliates or information providers or any third parties involved in any MSCI index (the "MSCI Parties"). The MSCI Parties do not make (and hereby disclaim) all representations and warranties, express or implied, to (a) the issuer or owners of the ETF, or securities referred to herein and (b) any other person or entity regarding the ETF or securities. None of the MSCI Parties shall have any liability with respect to (i) the ETF or securities or any index on which the ETF or securities are based, (ii) any errors, omissions or interruptions of or in connection with any MSCI index or any data included therein, or (iii) any direct, indirect, special, punitive, consequential or any other damages (including lost profits). The ETF's prospectus contains a more detailed description of the limited relationship MSCI has with the Manager and any related ETFs.