



BMO Aggregate Bond Index ETF

Manager: BMO Asset Management Inc.

The following is a summary of the principal features of BMO Aggregate Bond Index ETF. You can find more detailed information about the fund in the fund's prospectus. The prospectus is available on BMO Asset Management Inc.'s website at www.bmo.com/etflegal, or by contacting BMO Asset Management Inc. at bmo.etfs@bmo.com, or by calling 1-800-361-1392.

Quick facts

Ticker symbol:	ZAG	Portfolio manager:	BMO Asset Management Inc.
CUSIP:	05590C108	Inception date:	January 19, 2010
Index code:	29209	Currency:	Canadian dollars
RSP eligibility:	Yes	Exchange:	Toronto Stock Exchange
DRIP eligibility:	Yes	Distributions:	Monthly (any net income and/or return of capital) and in December (any net realized capital gains)
Management expense ratio (MER):	0.21%		

What does the fund invest in?

The fund seeks to replicate, to the extent possible, the performance of the FTSE TMX Canada UniverseXM Bond Index™ (the "Index"), net of expenses. The investment strategy of the fund is to invest in and hold ETFs or the constituent securities of the Index in the same proportion as they are reflected in the Index or a sampling methodology may be used in selecting investments for the fund. The Index is designed to be a broad measure of the Canadian investment-grade fixed income market consisting of federal, provincial and corporate bonds. The Index consists of semi-annual pay fixed rate bonds issued domestically in Canada and denominated in Canadian dollars, with an effective term to maturity of greater than one year and a credit rating of BBB or higher. Each security in the Index is weighted by its relative market capitalization.

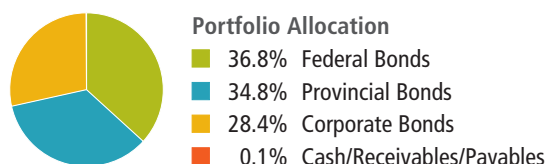
The charts below provide you with a snapshot of the fund's investments on January 6, 2017. The fund's investments will change.

Top 10 investments (January 6, 2017)

1. BMO Short Federal Bond Index ETF
2. BMO Long Provincial Bond Index ETF
3. BMO Short Corporate Bond Index ETF
4. BMO Mid Provincial Bond Index ETF
5. BMO Short Provincial Bond Index ETF
6. BMO Mid Federal Bond Index ETF
7. BMO Long Federal Bond Index ETF
8. BMO Long Corporate Bond Index ETF
9. BMO Mid Corporate Bond Index ETF
10. Cash/Receivables/Payables

The top 10 investments make up 100.0% of the fund.

Investment mix (January 6, 2017)



How has the fund performed?

This section tells you how the fund has performed over the past 6 years. Returns are after expenses have been deducted. These expenses reduce the fund's returns.

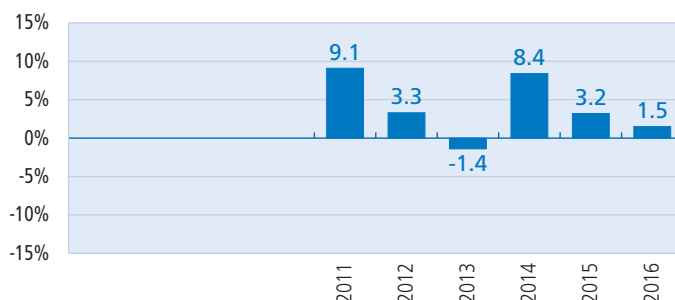
It's important to note that this doesn't tell you how the fund will perform in the future as past performance may not be repeated. Also, your actual after-tax return will depend on your personal tax situation.

Average return

As at December 31, 2016, a person who invested \$1,000 in the fund 6 years ago now has \$1,331. This works out to an annual compound return of 4.2%.

Year-by-year returns

This chart shows how the fund has performed in each of the past 6 completed calendar years. The fund dropped in value in 1 of the 6 years.



How risky is it?

The value of the fund can go down as well as up. You could lose money.


One way to gauge risk is to look at how much a fund's returns change over time. This is called "volatility".

In general, funds with higher volatility will have returns that change more over time. They typically have a greater chance of losing money and may have a greater chance of higher returns. Funds with lower volatility tend to have returns that change less over time. They typically have lower returns and may have a lower chance of losing money.

Risk rating

BMO Asset Management Inc. has rated the volatility of this fund as **Low**.

This rating is based on how much the fund's returns have changed from year to year. It doesn't tell you how volatile the fund will be in the future. The rating can change over time. A fund with a low risk rating can still lose money.



For more information about the risk rating and specific risks that can affect the fund's returns, see the "Risk Factors" section of the fund's prospectus.

No guarantees

Like most exchange traded funds, this fund doesn't have any guarantees. You may not get back the amount of money you invest.

How much does it cost?

The following section describes the fees and expenses you could pay to buy, own and sell this fund.

1. Sales charges

You may pay commission and brokerage fees to your dealer when you purchase and sell this fund.

2. Fund expenses

You don't pay these expenses directly. They affect you because they reduce the fund's returns.

As of June 30, 2016, the expenses of this fund were 0.22% of its value. This equals \$2.20 for every \$1,000 invested.

	Annual rate (as a % of the fund's value)
Management expense ratio (MER) This is the total of the fund's management fee and operating expenses. BMO Asset Management Inc. waived some of this fund's expenses. If they had not done so, the MER would have been higher.	0.21%
Trading expense ratio (TER) These are the fund's trading costs.	0.01%
Fund expenses The amount included for fund expenses is the amount arrived at by adding the MER and the TER.	0.22%

Trailing commission

No trailing commission is paid to your dealer in respect of this fund.

What if I change my mind?

Under securities law in some provinces and territories, you have the right to:

- cancel your purchase within 48 hours after you receive confirmation of the purchase, or
- other rights and remedies if this document or prospectus contains a misrepresentation. You must act within the time limit set by the securities law in your province or territory.

For more information, see the securities law of your province or territory or ask a lawyer.

For more information

Contact BMO Asset Management Inc. or your advisor or dealer for a copy of the fund's prospectus and other disclosure documents.

BMO Asset Management Inc.
 First Canadian Place
 100 King Street West, 43rd Floor
 Toronto, Ontario
 M5X 1A1

Toll Free 1-800-361-1392
www.bmo.com/etflegal
 Email: bmo.etfs@bmo.com

BMO exchange traded funds are managed and administered by BMO Asset Management Inc., an investment fund manager and portfolio manager and separate legal entity from Bank of Montreal.

® "BMO (M-bar roundel symbol)" is a registered trade-mark of Bank of Montreal.

The fund is not in any way sponsored, endorsed, sold or promoted by, FTSE TMX Debt Capital Markets Inc. ("FTDCM"), Frank Russell Company ("Russell") or TSX INC. ("TSX") (together the "Licensor Parties"). The Licensor Parties make no claim, prediction, warranty or representation whatsoever, expressly or impliedly, either as to (i) the results to be obtained from the use of the FTSE TMX Index(es) or the Russell Index(es), (ii) and/or the figure at which the said FTSE TMX Index(es) or Russell Index(es) stands at any particular time on any particular day or otherwise, or (iii) the suitability of the FTSE TMX Index(es) and/or the Russell Index(es) for the purpose to which it is being put in connection with the fund mentioned herein. The FTSE TMX Index(es) is/are compiled and calculated by and all copyright in the Index values and constituent list vests in FTDCM. The Russell Index(es) is/are calculated by Russell or its agent. The Licensor Parties shall not be liable (whether in negligence or otherwise) to any person for any error in the Index and the Licensor Parties shall not be under any obligation to advise any person of any error therein.

"TMX" is a trade mark of TSX Inc. and is used under license. "Russell" is a trademark of Frank Russell Company.