

This document contains key information you should know about BMO Guardian LifeStage 2030 Class Series H (Series H) shares of BMO LifeStage 2030 Class. You can find more detailed information in the simplified prospectus offering this series of shares of the fund. Ask your advisor for a copy, contact the manager, BMO Investments Inc., at 1-800-668-7327 or clientservices@bmoguardian.com or visit www.bmoguardianfunds.com.

**Quick facts**

<b>Date fund created:</b>	(Series H) November 11, 2009	<b>Portfolio manager(s):</b>	BMO Asset Management Inc.
<b>Total value on May 2, 2012:</b>	\$1.6 Million	<b>Distributions:</b>	Any ordinary dividends in September; any capital gains dividends by November 29.
<b>Management expense ratio (MER):</b>	1.97%	<b>Minimum investment:</b>	Series H securities are available to investors who invest a minimum of \$10,000 in series H securities of a fund and who maintain a minimum account balance (in series H securities) of \$250,000.

**What does the fund invest in?**

This fund's objective is to provide the opportunity for capital appreciation by investing in a diversified mix of mutual funds. The portfolio will gradually shift its asset mix from an emphasis on equity funds to an emphasis on fixed income and cash equivalent funds as its target end date approaches. The fund may invest up to 55% of the purchase cost of the fund's assets in foreign securities.

The charts below provide you with a snapshot of the fund's investments on May 2, 2012. The fund's investments will change.

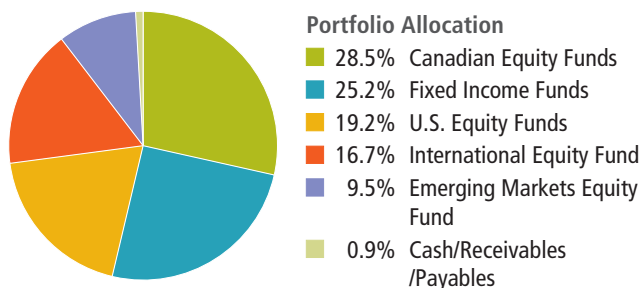
**Top 10 investments (May 2, 2012)**

1. BMO Dow Jones Canada Titans 60 Index ETF
2. BMO U.S. Equity Hedged to CAD Index ETF
3. BMO International Equity Hedged to CAD Index ETF
4. BMO Aggregate Bond Index ETF
5. BMO Emerging Markets Equity Index ETF
6. BMO Emerging Markets Bond Hedged to CAD Index ETF
7. BMO High Yield U.S. Corporate Bond Hedged to CAD ETF
8. BMO Junior Gold Index ETF
9. BMO Junior Oil Index ETF
10. Cash/Receivables /Payables

**Total investments 11**

**The top 10 investments make up 99.7% of the fund.**

**Investment mix (May 2, 2012)**



**How has the fund performed?**

This section tells you how this series of the fund has performed since inception. Returns are after expenses have been deducted. These expenses reduce the series' returns.

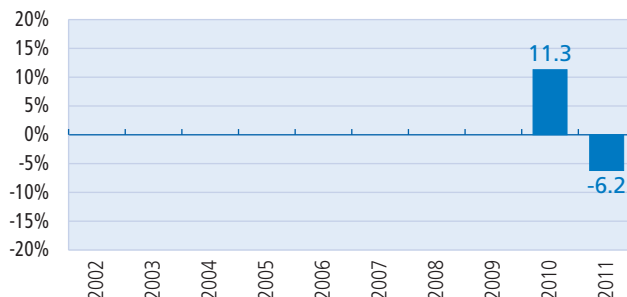
It's important to note that this doesn't tell you how the series will perform in the future. Also, your actual after-tax return will depend on your personal tax situation.

**Average return**

As at April 30, 2012, a person who invested \$1,000 in this series of the fund since its inception now has \$1,104. This works out to an annual compound return of 4.1%.

**Year-by-year returns**

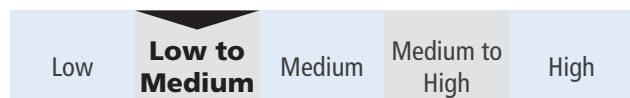
This chart shows how the series has performed in each of the past 2 completed calendar years. The series dropped in value in 1 of the 2 years.



### How risky is it?

When you invest in a fund, the value of your investment can go down as well as up. BMO Investments Inc. has rated this fund's risk as Low to Medium.

For a description of the specific risks of this fund, see the simplified prospectus offering this series of shares of the fund.



### Are there any guarantees?

Like most mutual funds, this fund doesn't have any guarantees. You may not get back the amount of money you invest.

### Who is this fund for?

#### Consider this fund if:

- you want the flexibility to switch to another class of BMO Global Tax Advantage Funds Inc. without realizing capital gains
- you are planning to invest for a period of time consistent with the portfolio's target end date
- you want a core holding that becomes more conservative as its target date approaches and is well diversified by asset class, geography and market capitalization
- you are comfortable with low to medium investment risk (i.e., you are willing to accept some fluctuations in the value of your investment).

**Before you invest in any fund, you should consider how it would work with your other investments and your tolerance for risk.**

#### A word about tax

Depending on the tax rules and tax rates that apply to you and the fund, you may have to pay tax on your portion of the fund's earnings and gains, whether paid out to you in cash or reinvested in the fund. Also, you may have to pay tax on any gain you realize when you redeem or sell your investment in the fund. However, if you hold your investment in a registered account such as a Registered Retirement Savings Plan or a Tax-Free Savings Account, generally you will not have to pay tax on earnings or gains that are held in the registered account.

### How much does it cost?

The following section describes the fees and expenses you could pay to buy, own and sell Series H shares of the fund.

The fund has other series of shares. The fees and expenses are different for each series. You should ask about other series of shares that may be suitable for you.

#### 1. Sales charges

Sales charge option	What you pay		How it works
	in per cent (%)	in dollars (\$)	
Sales Charge	<ul style="list-style-type: none"> <li>• All funds other than money market funds 0-5% of the amount you invest.</li> <li>• Money market funds 0-2% of the amount you invest.</li> </ul>	<ul style="list-style-type: none"> <li>• \$0 to \$50 for every \$1,000 you buy except money market funds</li> <li>• \$0 to \$20 for every \$1,000 you buy for money market funds.</li> </ul>	<ul style="list-style-type: none"> <li>• The sales charge is negotiable between you and your dealer.</li> <li>• The sales charge is deducted from the amount you buy. It goes to your dealer as a commission at the time you purchase.</li> </ul>

## 2. Fund expenses

You don't pay these expenses directly. They affect you because they reduce the returns of this series of the fund.

As of September 30, 2011, the Series H expenses of the fund were 2.13% of its value. This equals \$21 for every \$1,000 invested.

	Annual rate (as a % of the series' value)
<b>Management expense ratio (MER)</b> This is the total of the management fee and operating expenses for Series H shares of the fund.	1.97%
<b>Trading expense ratio (TER)</b> These are the fund's trading costs.	0.16%
<b>Fund expenses</b>	<b>2.13%</b>

### Trailing commission

BMO Investments Inc. pays your dealer (including your discount broker) a trailing commission for as long as you own the fund. It is for the services and advice about the fund your dealer provides to you. Dealers may pay part of the trailing commission to your advisor.

The trailing commission is paid out of the management fee.

**Sales Charge Trailing Commission** - up to 1.00% of the value of your investment each year. This equals up to \$10 each year for every \$1,000 invested.

## 3. Other fees

You may have to pay other fees when you buy, hold, sell or switch shares of the fund.

### Fee

### What you pay

#### Short-term trading fee

Up to 2% of the amount that you redeem or switch if you buy or switch and then redeem or switch shares of the fund within 30 days of purchasing or switching them. This penalty will be paid directly to the fund.

#### Switch fee

You and your dealer can negotiate this fee. Currently the fee is up to 2% of the amount you switch.

## What if I change my mind?

Under securities law in some provinces and territories, you have the right to:

- withdraw from an agreement to buy mutual fund units or shares within two business days after you receive a simplified prospectus, or
- cancel your purchase within 48 hours after you receive confirmation of the purchase.

In some provinces and territories, you also have the right to cancel a purchase, or in some jurisdictions, claim damages, if the simplified prospectus, annual information form or financial statements contain a misrepresentation. You must act within the time limit set by the securities law in your province or territory.

For more information, see the securities law of your province or territory or ask a lawyer.

## For more information

Contact BMO Investments Inc. or your advisor for a copy of the simplified prospectus offering this series of shares of the fund and other disclosure documents. These documents and the Fund Facts make up the fund's legal documents.

BMO Investments Inc.  
77 King Street West, Suite 4200  
Toronto, Ontario  
M5K 1J5

Toll Free 1-800-668-7327  
www.bmoguardianfunds.com  
Email: clientservices@bmoguardian.com