



This document contains key information you should know about BMO U.S. Dollar Monthly Income Fund. You can find more details in the fund's simplified prospectus. Ask your representative for a copy, contact BMO Investments Inc. at 1-800-668-7327 or clientservices.mutualfunds@bmo.com or visit www.bmo.com/gam/ca.

Before you invest in any fund, you should consider how it would work with your other investments and your tolerance for risk.

Effective on or about November 12, 2021, Columbia Management Investment Advisers, LLC will replace Taplin, Canida & Habacht, LLC as sub-advisor for the U.S. fixed income and U.S. high yield portions of the fund. Effective on or about December 15, 2021, Columbia Management Investment Advisers, LLC will replace BMO Asset Management Corp. as sub-advisor for the U.S. equity portion of the fund.

Quick facts

| | | | |
|--|------------------|------------------------------|---|
| Fund code(s): | BMO36804 | Fund manager: | BMO Investments Inc. |
| Date series started: | August 27, 2021 | Portfolio manager(s): | BMO Asset Management Inc. |
| Total value of fund on August 31, 2021: | n/a - new fund | Sub-advisor(s): | Taplin, Canida & Habacht, LLC/BMO Asset Management Corp. |
| Management expense ratio (MER): | n/a - new series | Distributions: | Monthly (any net income and/or return of capital) and in December (any net capital gains) |
| | | Minimum investment: | \$500 initial, \$50 additional |

What does the fund invest in?

This fund's objective is to provide a fixed monthly distribution by investing primarily in U.S. equities and U.S. fixed income securities.

The charts below give you a snapshot of the fund's investments on August 31, 2021. The fund's investments will change.

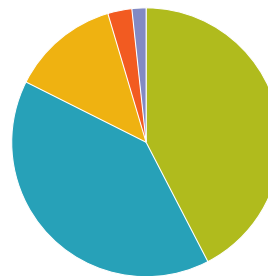
Top 10 investments (August 31, 2021)

| | |
|--|------|
| 1. BMO S&P 500 Index ETF, Listed USD Units | 7.8% |
| 2. BMO Low Volatility US Equity ETF, Listed USD Units | 5.2% |
| 3. BMO Short-Term US Treasury Bond Index ETF, Listed USD Units | 2.9% |
| 4. Cash/Receivables /Payables | 1.7% |
| 5. United States Treasury Notes, 2.500% May 15, 2024 | 1.5% |
| 6. Microsoft Corporation | 1.3% |
| 7. Fannie Mae, Pool #FM5497, Guaranteed Mortgage Pass-Through Certificates, 2.000% Dec 1, 2035 | 1.0% |
| 8. Cisco Systems, Inc. | 1.0% |
| 9. Broadcom Inc. | 1.0% |
| 10. Johnson & Johnson | 1.0% |

Total percentage of top 10 investments 24.4%

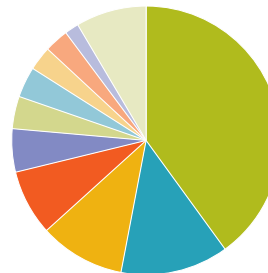
Total number of investments: 430

Investment mix (August 31, 2021)



Portfolio Allocation

- 42.4% U.S. Equities
- 40.0% Bonds and Debentures
- 13.0% U.S. Equity Funds
- 2.9% U.S. Fixed Income Fund
- 1.7% Cash/Receivables /Payables



Sector Allocation

- 40.0% Bonds & Debentures
- 13.0% U.S. Equity Funds
- 10.3% Real Estate
- 7.9% Information Technology
- 5.2% Financials
- 3.9% Health Care
- 3.7% Industrials
- 2.9% Consumer Discretionary
- 2.9% U.S. Fixed Income Fund
- 1.7% Cash/Receivables /Payables
- 8.5% Other

How risky is it?

The value of the fund can go down as well as up. You could lose money.

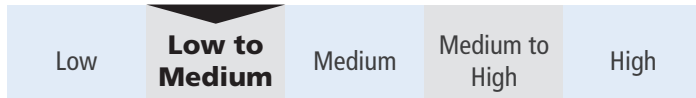
One way to gauge risk is to look at how much a fund's returns change over time. This is called "volatility".

In general, funds with higher volatility will have returns that change more over time. They typically have a greater chance of losing money and may have a greater chance of higher returns. Funds with lower volatility tend to have returns that change less over time. They typically have lower returns and may have a lower chance of losing money.

Risk rating

BMO Investments Inc. has rated the volatility of this fund as **low to medium**.

This rating is based on how much the fund's returns have changed from year to year. It doesn't tell you how volatile the fund will be in the future. The rating can change over time. A fund with a low risk rating can still lose money.



For more information about the risk rating and specific risks that can affect the fund's returns, see the "What are the risks of investing in a mutual fund?" section of the fund's simplified prospectus.

No guarantees

Like most mutual funds, this fund doesn't have any guarantees. You may not get back the amount of money you invest.

How has the fund performed?

This section tells you how Series F6 units of the fund have performed since inception. Returns are after expenses have been deducted. These expenses reduce the series' returns.

Year-by-year returns

This section tells you how Series F6 of the fund have performed in past calendar years. However, this information is not available because it is a new series.

Best and worst 3-month returns

This section shows the best and worst returns for Series F6 of the fund in a 3-month period. However, this information is not available because it is a new series.

Average return

This section shows the value and the annual compounded rate of return of a hypothetical \$1,000 investment in Series F6 of the fund. However, this information is not available because it is a new series.

Who is this fund for?

Consider this fund if:

- you want regular monthly cash flow in U.S. dollars
- you are comfortable with low to medium investment risk (i.e., you are willing to accept some fluctuations in the market value of your investment).

Series F6 units are suitable for investors holding securities outside of a BMO registered plan and wishing to receive monthly distributions.

A word about tax

In general, you'll have to pay income tax on any money you make on a fund. How much you pay depends on the tax laws where you live and whether or not you hold the fund in a registered plan such as a Registered Retirement Savings Plan or a Tax-Free Savings Account.

Keep in mind that if you hold your fund in a non-registered account, fund distributions are included in your taxable income, whether you get them in cash or have them reinvested.

How much does it cost?

The following tables show the fees and expenses you could pay to buy, own and sell Series F6 units of the fund. The fees and expenses, including any commissions, can vary among series of a fund and among funds. Higher commissions can influence representatives to recommend one investment over another. Ask about other funds and investments that may be suitable for you at a lower cost.

1. Sales charges

Instead of paying a sales charge on each transaction, you pay an annual fee to your representative's firm based on the value of your assets. You pay no sales charges when you buy Series F6 units of the fund.

2. Fund expenses

You don't pay these expenses directly. They affect you because they reduce the returns of this series of the fund.

The fund's expenses are made up of the management fee, fixed administration fee, certain operating expenses and trading costs. This series' annual management fee is 0.50% and its annual fixed administration fee is 0.20% of the series' value. Because this series is new, its operating expenses and trading costs are not yet available.

More about the trailing commission

No trailing commission is paid to your representative's firm in respect of this series of the fund.

3. Other fees

You may have to pay other fees when you buy, hold, sell or switch units of the fund.

| Fee | What you pay |
|------------------------|--|
| Short-term trading fee | 0% to 2% of the amount that you redeem or switch if you buy or switch and then redeem or switch units of the fund within 30 days of purchasing or switching them. This penalty will be paid directly to the fund. |
| Switch fee | You and your representative can negotiate this fee. Currently the fee is up to 2% of the amount you switch. |
| Series F6 fees | Series F6 units are for investors who are enrolled in a flat fee account or their representative's firm sponsored wrap program. You can only buy Series F6 units through your representative if their firm has entered into an F Series Agreement with BMO Investments Inc. and only with the prior approval of BMO Investments Inc. |

What if I change my mind?

Under securities law in some provinces and territories, you have the right to:

- withdraw from an agreement to buy mutual funds within two business days after you receive a simplified prospectus or Fund Facts documents, or
- cancel your purchase within 48 hours after you receive confirmation of the purchase.

In some provinces and territories, you also have the right to cancel a purchase, or in some jurisdictions, claim damages, if the simplified prospectus, annual information form, Fund Fact documents or financial statements contain a misrepresentation. You must act within the time limit set by the securities law in your province or territory.

For more information, see the securities law of your province or territory or ask a lawyer.

For more information

Contact BMO Investments Inc. or your representative for a copy of the fund's simplified prospectus and other disclosure documents. These documents and the Fund Facts make up the fund's legal documents.

BMO Investments Inc.
First Canadian Place
100 King Street West, 43rd Floor
Toronto, Ontario
M5X 1A1

Toll Free 1-800-668-7327
www.bmo.com/gam/ca
Email: clientservices.mutualfunds@bmo.com

To learn more about investing in mutual funds, see the brochure **Understanding mutual funds**, which is available on the website of the Canadian Securities Administrators at www.securities-administrators.ca.