



Manager: BMO Investments Inc.

This document contains key information you should know about BMO SIA Focused North American Equity Fund. You can find more details in the fund's simplified prospectus. Ask your representative for a copy, contact BMO Investments Inc. at 1-800-668-7327 or clientservices.mutualfunds@bmo.com or visit www.bmo.com/gam/ca.

Before you invest in any fund, you should consider how it would work with your other investments and your tolerance for risk.

Quick facts

|   |                  |                  |                              |   |
|---|------------------|------------------|------------------------------|---|
| <b>Fund code(s):</b>                          | FE: BMO99258     | LL: BMO98258     | <b>Fund manager:</b>         | BMO Investments Inc.  |
|   | USD FE: BMO79258 | LL: BMO78258     | <b>Portfolio manager(s):</b> | BMO Asset Management Inc.                                       |
| <b>Date series started:</b>                   |                  | December 6, 2018 | <b>Sub-advisor(s):</b>       | SIA Wealth Management Inc.                                      |
| <b>Total value of fund on March 31, 2021:</b> |                  | \$203.9 Million  | <b>Distributions:</b>        | Annually in December (any net income and any net capital gains) |
| <b>Management expense ratio (MER):</b>        |                  | 1.89%            | <b>Minimum investment:</b>   | \$500 initial, \$50 additional                                  |

What does the fund invest in?

This fund's objective is to provide long-term capital growth by investing primarily in a portfolio of North American equities. The Fund temporarily invested in the BMO Ultra Short-Term Bond ETF in response to the current financial market environment. The listed holdings represent the Fund's exposure as a result of this ETF holding.

The charts below give you a snapshot of the fund's investments on March 31, 2021. The fund's investments will change.

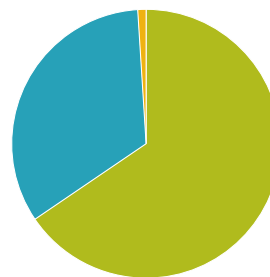
Top 10 investments (March 31, 2021)

|  |      |
|--|------|
| 1. Magna International Inc.                    | 6.9% |
| 2. Tourmaline Oil Corp.                        | 6.9% |
| 3. Caterpillar Inc.                            | 6.8% |
| 4. Capital One Financial Corporation           | 6.8% |
| 5. Canadian Tire Corporation, Limited, Class A | 6.8% |
| 6. Bausch Health Companies Inc.                | 6.7% |
| 7. General Motors Company                      | 6.7% |
| 8. Simon Property Group, Inc.                  | 6.7% |
| 9. Gildan Activewear, Inc.                     | 6.6% |
| 10. Ford Motor Company                         | 6.6% |

Total percentage of top 10 investments 67.5%

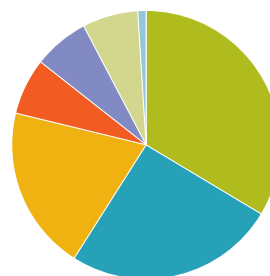
Total number of investments: 15

Investment mix (March 31, 2021)



Portfolio Allocation

- 65.5% United States
- 33.5% Canada
- 1.0% Cash/Receivables /Payables



Sector Allocation

- 33.6% Consumer Discretionary
- 25.4% Energy
- 19.8% Financials
- 6.8% Industrials
- 6.7% Health Care
- 6.7% Real Estate
- 1.0% Cash/Receivables /Payables

How risky is it?

The value of the fund can go down as well as up. You could lose money.

One way to gauge risk is to look at how much a fund's returns change over time. This is called "volatility".

In general, funds with higher volatility will have returns that change more over time. They typically have a greater chance of losing money and may have a greater chance of higher returns. Funds with lower volatility tend to have returns that change less over time. They typically have lower returns and may have a lower chance of losing money.

Risk rating

BMO Investments Inc. has rated the volatility of this fund as medium.

This rating is based on how much the fund's returns have changed from year to year. It doesn't tell you how volatile the fund will be in the future. The rating can change over time. A fund with a low risk rating can still lose money.



For more information about the risk rating and specific risks that can affect the fund's returns, see the "What are the risks of investing in a mutual fund" section of the fund's simplified prospectus.

No guarantees


Like most mutual funds, this fund doesn't have any guarantees. You may not get back the amount of money you invest.

### How has the fund performed?

This section tells you how Advisor Series units of the fund have performed over the past 2 calendar years. Returns are after expenses have been deducted. These expenses reduce the series' returns.

#### Year-by-year returns

This chart shows how Advisor Series of the fund has performed in each of the past 2 years. The series dropped in value in 0 of the 2 years. The range of returns and change from year to year can help you assess how risky the fund has been in the past. It does not tell you how the fund will perform in the future.



#### Best and worst 3-month returns

This table shows the best and worst returns for Advisor Series units of the fund in a 3-month period over the past 2 calendar years. The best and worst 3-month returns could be higher or lower in the future. Consider how much of a loss you could afford to take in a short period of time.

|                     | Return | 3 months ending    | If you invested \$1,000 at the beginning of the period |
|---------------------|--------|--------------------|--|
| <b>Best return</b>  | 11.3%  | September 30, 2020 | Your investment would rise to \$1,113                  |
| <b>Worst return</b> | -15.0% | April 30, 2020     | Your investment would drop to \$850                    |

#### Average return

The annual compound return of Advisor Series of the fund since inception was 7.8% as of March 31, 2021. If you had invested \$1,000 in this series since inception, your investment would now be worth \$1,190.

### Who is this fund for?

#### Consider this fund if:

- you are seeking long-term capital growth from your investment
- you are comfortable with a highly concentrated portfolio of North American equity investments that adjusts to current market conditions
- you are comfortable with medium investment risk (i.e., you are willing to accept fluctuations in the market value of your investment).

### A word about tax

In general, you'll have to pay income tax on any money you make on a fund. How much you pay depends on the tax laws where you live and whether or not you hold the fund in a registered plan such as a Registered Retirement Savings Plan or a Tax-Free Savings Account.

Keep in mind that if you hold your fund in a non-registered account, fund distributions are included in your taxable income, whether you get them in cash or have them reinvested.

### How much does it cost?

The following tables show the fees and expenses you could pay to buy, own and sell Advisor Series units of the fund. The fees and expenses, including any commissions, can vary among series of a fund and among funds. Higher commissions can influence representatives to recommend one investment over another. Ask about other funds and investments that may be suitable for you at a lower cost.

#### 1. Sales charges

You have to choose a sales charge option when you buy this series of the fund. Ask about the pros and cons of each option.

| Sales charge option | What you pay                     |  | How it works  |
|---------------------|----------------------------------|--|---|
|                     | in per cent (%)                  | in dollars (\$)                          |   |
| <b>Sales Charge</b> | • 0-5% of the amount you invest. | • \$0 to \$50 for every \$1,000 you buy. | <ul style="list-style-type: none"> <li>• The sales charge is negotiable between you and your representative's firm.</li> <li>• The sales charge is deducted from the amount you buy. It goes to your representative's firm as a commission at the time you purchase.</li> </ul> |

|  |   |  |  |
|--|---|--|--|
| <b>Low Load Deferred Sales Charge (Low Load)</b> | <p>If you redeem your units, the following schedule of fees will apply depending on the date of purchase:</p> <p>First Year: 3.0%</p> <p>Second Year: 2.0%</p> <p>Third Year: 1.0%</p> <p>Thereafter: Nil</p> | <p>\$0 to \$30 for every \$1,000 you sell depending on the date of purchase.</p> | <ul style="list-style-type: none"> <li>• The redemption fee is a percentage of the original cost of the investment you are redeeming.</li> <li>• The redemption fee is not negotiable. It is deducted from the amount you sell.</li> <li>• When you buy the fund, BMO Investments Inc. pays your representative's firm a commission of 2% of the amount you invest.</li> <li>• When you sell the fund, any redemption fee you pay goes to BMO Investments Inc.</li> <li>• You can switch to units or shares of other BMO Funds under the Low Load Deferred Sales Charge option without paying a redemption fee.</li> </ul> |
|--|---|--|--|

## 2. Fund expenses

You don't pay these expenses directly. They affect you because they reduce the returns of this series of the fund.

As of September 30, 2020, the Advisor Series expenses of the fund were 2.09% of its value. This equals \$21 for every \$1,000 invested.

| <b>Management expense ratio (MER)</b>   | <b>Annual rate (as a % of the series' value)</b> |
|---|--|
| This is the total of the management fee (which includes trailing commission) and operating expenses for Advisor Series units of the fund. | 1.89%  |
| <b>Trading expense ratio (TER)</b>  |  |
| These are the fund's trading costs.   | 0.20%  |
| <b>Fund expenses</b>  | <b>2.09%</b>                                     |

### More about the trailing commission

The trailing commission is an ongoing commission. It is paid for as long as you own the fund. It is for the services and/or advice that your representative and/or their firm provide to you. BMO Investments Inc. pays the trailing commission to your representative's firm. It is paid from the fund's management fee and is based on the value of your investment. The rate depends on the sales charge option you choose.

**Sales Charge Trailing Commission** - 1.00% of the value of your investment each year. This equals \$10.00 each year for every \$1,000 invested.

**Low Load Trailing Commission** - 1.00% of the value of your investment each year. This equals \$10.00 each year for every \$1,000 invested.

## 3. Other fees

You may have to pay other fees when you buy, hold, sell or switch units of the fund.

| Fee                           | What you pay  |
|-------------------------------|---|
| <b>Short-term trading fee</b> | 0% to 2% of the amount that you redeem or switch if you buy or switch and then redeem or switch units of the fund within 30 days of purchasing or switching them. This penalty will be paid directly to the fund. |
| <b>Switch fee</b>             | You and your representative can negotiate this fee. Currently the fee is up to 2% of the amount you switch.   |

### What if I change my mind?

Under securities law in some provinces and territories, you have the right to:

- withdraw from an agreement to buy mutual funds within two business days after you receive a simplified prospectus or Fund Facts documents, or
- cancel your purchase within 48 hours after you receive confirmation of the purchase.

In some provinces and territories, you also have the right to cancel a purchase, or in some jurisdictions, claim damages, if the simplified prospectus, annual information form, Fund Fact documents or financial statements contain a misrepresentation. You must act within the time limit set by the securities law in your province or territory.

For more information, see the securities law of your province or territory or ask a lawyer.

### For more information

Contact BMO Investments Inc. or your representative for a copy of the fund's simplified prospectus and other disclosure documents. These documents and the Fund Facts make up the fund's legal documents.

BMO Investments Inc.  
First Canadian Place  
100 King Street West, 43rd Floor  
Toronto, Ontario  
M5X 1A1

Toll Free 1-800-668-7327  
[www.bmo.com/gam/ca](http://www.bmo.com/gam/ca)  
Email: [clientservices.mutualfunds@bmo.com](mailto:clientservices.mutualfunds@bmo.com)

To learn more about investing in mutual funds, see the brochure **Understanding mutual funds**, which is available on the website of the Canadian Securities Administrators at [www.securities-administrators.ca](http://www.securities-administrators.ca).